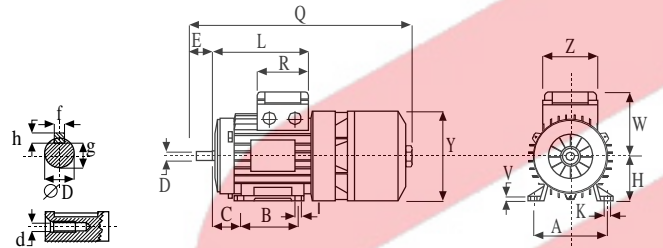
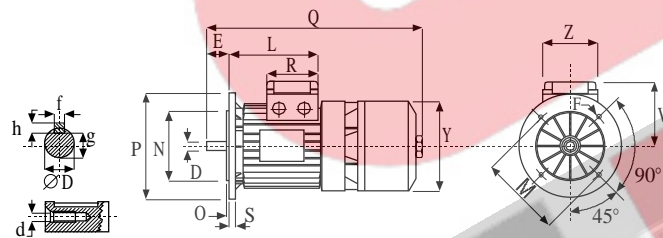


dati dimensionali serie BA 71 - 112

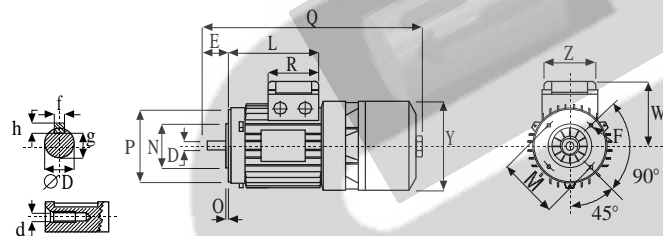
Tipo	∅ D	E	f	g	h	L	Q	R	V	Y	Z	d	Q BAPV
71	14	30	5	11	5	148	344	81	8.5	150	75	M 5	365
80	19	40	6	15.5	6	162	380	81	9.5	170	75	M 6	402
90 S	24	50	8	20	7	171	412	98.5	10.5	185	98.5	M 8	434
90 L	24	50	8	20	7	196	436	98.5	10.5	185	98.5	M 8	458
100	28	60	8	24	7	217	487	98.5	13	199	98.5	M 10	509
112	28	60	8	24	7	229	503	98.5	13.5	221	98.5	M 10	528

B3


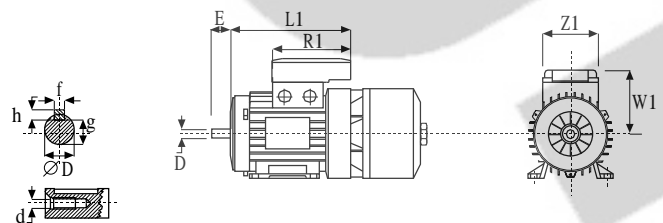
Tipo	A	B	C	H	I	K	W
71	112	90	45	71	7	10.5	102
80	125	100	50	80	9	14	113
90 S	140	100	56	90	10	14	127
90 L	140	125	56	90	10	14	127
100	160	140	63	100	12	15	138
112	190	140	70	112	12.5	16	158

B5


Tipo	F	∅ M	∅ N	0	∅ P	S
71	9.5	130	110	3.5	160	10
80	11.5	165	130	3.5	200	12
90 S	11.5	165	130	3.5	200	12
90 L	11.5	165	130	3.5	200	12
100	14	215	180	4	250	14
112	14	215	180	4	250	14

B14


Tipo	F	∅ M	∅ N	0	∅ P
71	M 6	85	70	2.5	105
80	M 6	100	80	3	120
90 S	M 8	115	95	3	140
90 L	M 8	115	95	3	140
100	M 8	130	110	3.5	160
112	M 8	130	110	3.5	160

Motore con doppia morsettieria


Tipo	E	L1	R1	W1	Z1
71	30	180	135	120	86
80	40	194	135	131	86
90 S	50	207	170	148	112
90 L	50	232	170	148	112
100	60	254	170	162	112
112	60	262	170	176	112

Note Q BAPV indica la dimensione Q per la versione BAPV
I bocchettoni pressacavo sono di tipo PG 16